

Moldcare RI II

Patient Immobilization Device

In pursuit of the highest levels of accuracy
Technological achievements in
the effort to reproduce, preserve and
immobilize the patient's ideal posture
during radiotherapy.

ALCARE is a pioneering manufacturer of cast and splint materials in Japan.
Based on the company's success in developing products with superior
support and immobilizing capabilities, ALCARE has now developed
a patient immobilizing device for radiotherapy.
ALCARE has enhanced the capability to reproduce, preserve and
immobilize the patient's posture to the very high degree of accuracy required in the medical industry.
The time required to set up the immobilizing brace has been reduced and
subsequently, the quality of life of patients has been improved.

Moldcare RI II
(For the Head, Neck, Chest, Trunk and
Pelvic regions)



Patient posture-adjusting material

The superior base material
enables accurate modeling
of the patient's posture.

Reduction of labor time

This revolutionary new patient
immobilizing device requires
little time or space to set up.

Improvement of patient's Quality Of Life

Patients are provided with
a comfortable and secure fit
which reduces discomfort
during treatment.

High permeability for radiation

It can be used during treatment with
a CT simulator as it has
a high permeability to radiation.

Volume reduction of waste products

After use to facilitate disposal,
the size of the Moldcare RI II
can be reduced by use of an autoclave.

Moldcare RI II



for Best Care **ALCARE**

Moldcare RI II



Patient Immobilization Device

ALCARE

ALCARE Co., Ltd.
International Sales Div.
19F, Arcacentral Bldg., 1-2-1 Kinshi, Sumida-ku, Tokyo 130-0013, Japan
TEL.+81-3-5611-7819 FAX.+81-3-5611-7827 MAIL. info@alcare.co.jp
www.alcare.co.jp/en



Moldcare RI II

Clinical Restraining brace for the Head, Neck, Chest, Trunk and Pelvic regions



Moldcare RI II is a customized patient immobilizing brace designed with state of the art modeling techniques for optimum speed and accuracy. The maintenance of the patient's ideal posture can be significantly improved during radiotherapy.



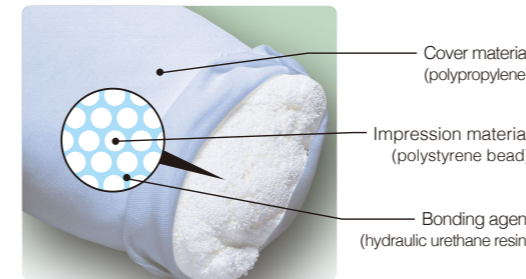
Moldcare RI II is effective in supporting patients with contracture, which is an ailment characterized by the inability to maintain one's posture.



- 1 Individually customized positioning of patient's posture during radiotherapy can be achieved with maximum accuracy and the failure in the adjustment of the irradiation field can be prevented.
- 2 Moldcare RI II is made of low specific gravity base material and can be used in dose distribution measurements through CT simulation and therapeutic procedures.
- 3 By carefully adjusting the temperature and quantity of water applied Moldcare RI II can be modeled according to each patient's condition.

Patient posture-adjusting material

The superior base material (polystyrene beads + hydraulic urethane resin) sets with the addition of a small quantity of water, enabling the user to accurately model patient posture.



Reduction of labor time

By pressing a small quantity of water (9 to 36g) into,
 ·No need time for squeezing
 ·Need little space
 ·No untidiness is created
 Moldcare can be set.

After the insertion of water, the setting time for HN is 12 - 17 minutes, while the setting time for BR is 16 - 22 minutes. Letting the Moldcare RI II sit for an additional 20 minutes will provide the mold strength.

Improvement of patient's Quality Of Life

The immobilizing brace is molded according to the posture of the patient required for treatment. Moldcare RI II provides a comfortable and secure fit which reduces discomfort for patients. Since only a small amount of water is required for the Moldcare RI II, there is no fear of the patient getting wet.

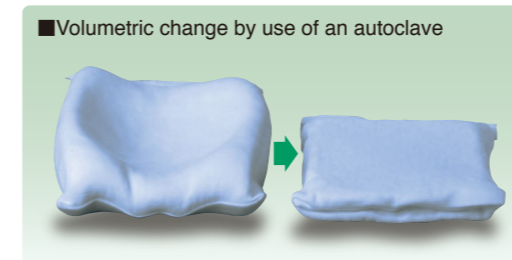


High permeability for radiation

Since Moldcare RI II has a low specific gravity (0.1) with a CT value of less than -800, the device can be used in treatment with a CT simulator.

Volume reduction of waste products

A feature of Moldcare RI II material is its ability to shrink at a heat of 120°C or over. It is possible to simultaneously shrink and sterilize the device by placing it inside an autoclave, thereby achieving a volume reduction in waste.



Moldcare RI II

Processing Procedure



1 Remove Moldcare RI II from aluminum package. Evenly put water into Moldcare RI II by spray.



2 Remove excess surface water with a cloth. Mold to the approximate shape of the patient in a reclining position.




3 The patient lies down on Moldcare RI II & molding is completed.



4 The process is then complete. The patient stands & the mold is left to complete setting which takes approximately 20 minutes at room temperature.

*Before processing the mold, read the manual carefully.

Moldcare RI II



Type and Specification

Product Name	Type	Product Code No.	Specification	Contents Per Pack	
Moldcare RI II-HN	0.5	93066	20cm × 15cm	1 pce	
	1	93741	20cm × 25cm	1 pce	
	2	93742	20cm × 45cm	1 pce	
	E	94512	Upper Base: 7cm Lower Base: 20cm Height: 34cm	1 pce	
	C	95942	Upper Base: 12cm Lower Base: 20cm Height: 35cm	1 pce	
	TR	94232	Trapezoid shape Upper Base: 5cm Lower Base: 58cm Height: 65cm	1 pce	
	UT	94521	Upper Base: 20cm Lower Base: 58cm Height: 47cm	1 pce	
	S	95941	Upper Base: 30cm Lower Base: 58cm Height: 55cm	1 pce	
	Moldcare RI II-BR	1	93821	40cm × 60cm	1 pce
		3	93822	60cm × 60cm	1 pce

MR Moldcare RI II is MR Safe. Therefore, Moldcare RI II can be safely taken into any MRI environment.